





~

~

2009 6

2009 7

~

--	--

1

2

3

4



GB3095-2012

—

[1996]352



				1
	1			17.7m
	6983.44m <sup>2</sup>		6473.57m <sup>2</sup>	
509.87m <sup>2</sup>	26	2		
	4664		97.5	
[2017]009				
	DN400		DN400	1
G3-6SF			DN200	
			DN300	
	2009 7		2015 6	2017
6				
				[2009]401009

4					4
	<b>2009</b>	<b>2014</b>	<b>2017</b>		
	7000m <sup>2</sup>		---	+215.52m <sup>2</sup>	
	7000m <sup>2</sup>	7133.64	6983.44m <sup>2</sup>	-16.56m <sup>2</sup>	
	7000m <sup>2</sup>	7133.64	6983.44m <sup>2</sup>	-16.56m <sup>2</sup>	
4					
		16.56			

5

5

			0.5	0.5
			4.5	4.5
			5.0	5.0
			5.0	5.0
			1.5	1.5
			-	-

1

2

1

2

1

1

2.

3.

1.

2.

3.

4.

1.

( )

2.

2

CO

NO<sub>x</sub>

THC

2009.5

1

2

3

10-22dB A

22:00-6:00

4

1

2



/				
			1 2  3	
			1  2	
		12:00-14:00 23:00-7:00	1  2 3  12:00 14:00 22:00 7:00	
			1  2	

1

2




2015

1

6

6 2015


$\mu\text{g}/\text{m}^3$  ~~MCP AM01.71 4~~

	11.8	<b>1.18</b>	10
	8.87	<b>4.44</b>	2.0
	0.836	<b>2.09</b>	0.4
	13.19	<b>6.60</b>	2.0
	0.021	0.02	1.0
	0.021	0.01	2.0
	0.42	0.28	1.5
	0.0011	0.06	0.02
	0.0019	0.02	0.1
	0.00003	0.03	0.001
	0.00077	0.08	0.01
	0.006	0.06	0.1
	0.0050	0.05	0.1
	0.002	0.01	0.2
	0.002	0.02	0.1
	0.31	0.31	1.0
	0.197	0.66	0.3
	0.02	0.02	1.0
	84000	<b>2.10</b>	40000


1 V

24 2015 2015  
73.0 26.9%

24










1

2

3

4





--	--

