

000056 200056

B

2019-13



70%

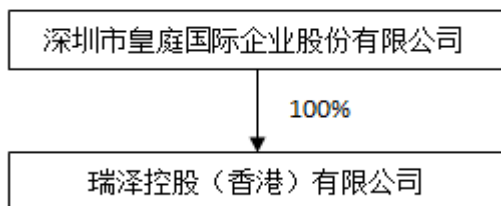
50%

" "

100,000

2019

2018-9-30



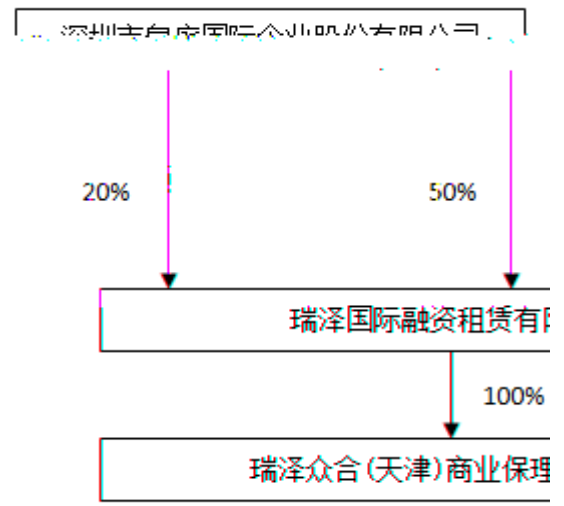
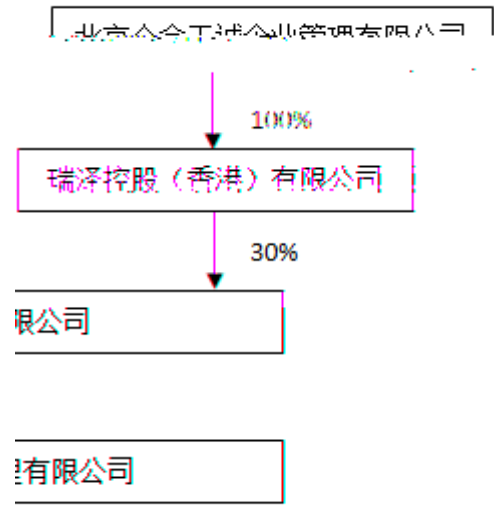
	2017 12 31 /2017 1-12	2018 9 30 /2018 1-9
	138,703,644.36	140,038,523.04
	124,393,912.74	134,567,131.96
	14,309,731.62	5,471,391.08
	0.00	0.00
	-271,855.31	-8,838,352.96
	-271,855.31	-8,838,352.96

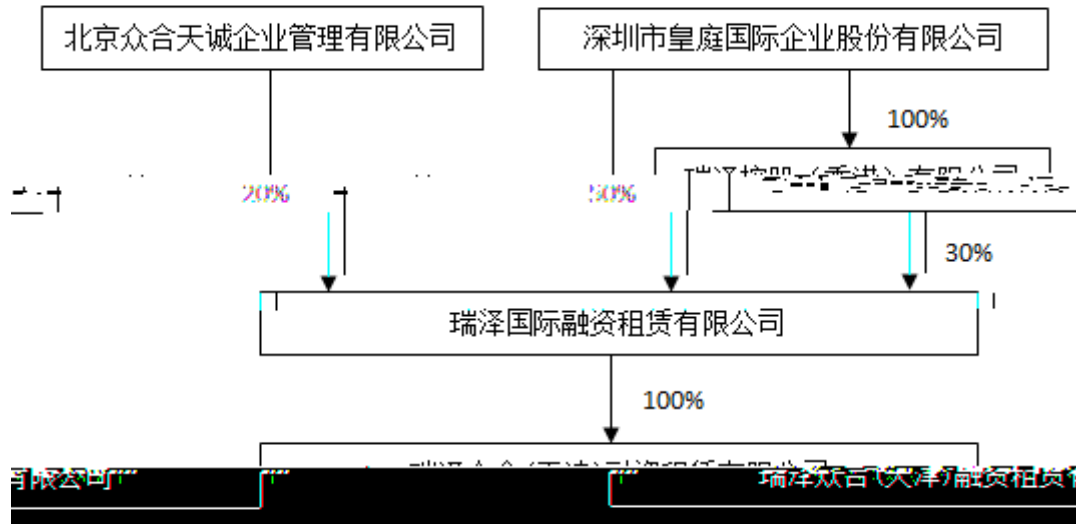
2012 11 12

16 2705

8,000

:





	2017 12 31 /2017 1-12	2018 9 30 /2018 1-9
	170,428,201.19	170,263,450.85
	170,440.30	5,508.09
	170,257,760.89	170,257,942.76
	0.00	0.00
	343,681.19	242.49
	257,760.89	181.87

()

1

2

USD20,000,000.00

3

4

1

2

3

1

2

3

80%

358,119.71

31

67.56%

1

2019

2

2019 3 30